





SUTURES POCKET GUIDE








Product Information



COMPLETE SUTURE RANGE









ABSORBABLE SUTURE MATERIAL

Monofilament Advantage	Monofilament Advantage	Monofilament Advantage	Monofilament Advantage
Monosyn® Quick	Monosyn®	MonoPlus®	Monomax®
			
Glyconate, short-term absorbable	Glyconate, mid-term absorbable	Polydioxanone, long-term absorbable	Poly-4-hydroxy extra long-term absorbable
Coating: none	Coating: none	Coating: none	Coating: none
USP 6/0 to 1 metric 0.7 to 4	USP 6/0 to 2 metric 0.7 to 5	USP 7/0 to 2 metric 0.5 to 5	USP 2/0 metric 2
Tensile strength retention: 1 Day ~100 % 6-7 Days ~50 % 10 Days ~20-30 %	Tensile strength retention: 1 Day ~100 % 14 Days ~50 % 21 Days ~20 %	Tensile strength retention: 1 Day ~100 % 14 Days ~90 % 28 Days ~50 %	Tensile strength retention: USP 2/0: 1 Month 3 Months 5 Months 7 Months USP 1, 0: 1 Month 3 Months 5 Months 7 Months
Mass absorption: after 56 days	Mass absorption: from 60 to 90 days	Mass absorption: from 180 to 210 days	Mass absorption: between 13 months more than 36 months

	<p>Braided</p> <p>Novosyn®</p> 	<p>Braided</p> <p>Novosyn® CHD</p> 	<p>Braided</p> <p>Novosyn® Quick</p> 
			
<p>butyrate m</p>	<p>Polyglactin 910, mid-term absorbable</p>	<p>Polyglactin 910, mid-term absorbable</p>	<p>Polyglactin 910, short-term absorbable</p>
	<p>Coating: Polyglactin 370 and calcium stearate</p>	<p>Coating: Polyglactin 370, calcium stearate and chlorhexidine diacetate</p>	<p>Coating: Polyglactin 370 and calcium stearate</p>
<p>to 1 to 4</p>	<p>USP 8/0 to 2 metric 0.4 to 5</p>	<p>USP 5/0 to 2 metric 1 to 5</p>	<p>USP 6/0 to 2 metric 0.7 to 5</p>
<p>h retention: ~90 % ~60 % <25 % ~0 % ~90 % ~70 % ~60 % ~50 %</p>	<p>Tensile strength retention:</p> <p>1 Day ~100 % 14 Days ~75 % 21 Days ~40-50 % 28 Days ~25 %</p>	<p>Tensile strength retention:</p> <p>1 Day ~100 % 14 Days ~75 % 21 Days ~40-50 % 28 Days ~25 %</p>	<p>Tensile strength retention:</p> <p>1 Day ~100 % 5 Days ~50 % after 14 Days ~0 %</p>
<p>on: months and</p>	<p>Mass absorption: from 56 to 70 days</p>	<p>Mass absorption: from 56 to 70 days</p>	<p>Mass absorption: in approx. 42 days</p>

COMPLETE SUTURE RANGE

NON-ABSORBABLE SUTURE MATERIAL

Monofilament Advantage	Braided	Monofilament or twisted	Monofilament Advantage
Optilene®	PremiCron®	Steelex®	Dafilon®
			
			
Polypropylene and polyethylene non-absorbable	Polyester, non-absorbable	Stainless steel, non-absorbable	Polyamide 6/6 (un-dyed), Polyamide 6 (black), non-absorbable
Coating: none	Coating: silicone	Coating: none or polyethylene ³	Coating: none
USP 10/0 to 2 metric 0.2 to 5	USP 6/0 to 5 metric 0.7 to 7	¹ USP 5/0 to 7 metric 1 to 9 ² USP 1 to 7 metric 4 to 9 ³ USP 3/0 to 0 metric 2 to 3.5	USP 11/0 metric 0.1

¹ Steelex®, ² Steelex® Sternum Set, ³ Steelex® Electrode Set



Cardiothoracic Surgery

- Optilene®
- PremiCron®











Abdominal Wall Health


- Monomax®




PARS – Plastic And Reconstructive Surgery

- Monosyn®
- Monosyn® Quick
- Dafilon®
- Optilene®

ent	Pseudomonofilament Advantage	Braided	Braided
	Supramid®	Dagrofil®	Silkam®
			
			
6.6 (dye blue or nyamide 6.6 (dye bsorbable	Polyamide 6/6.6, non-absorbable	Polyester, non-absorbable	Natural silk, non-absorbable
Coating: none	Coating: none	Coating: none	Coating: Pure beeswax
to 5 to 7	USP 6/0 to 3 metric 0.7 to 6	USP 6/0 to 3 metric 0.7 to 6	USP 7/0 to 5 metric 0.5 to 7

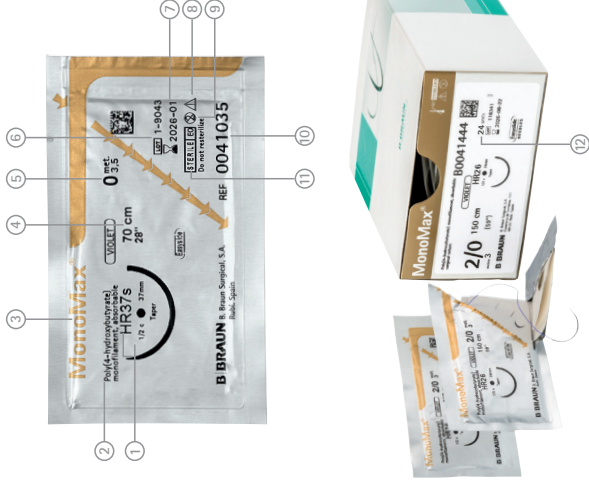


Braided



Monofilament

BOX AND PEEL INFORMATION



Description	
1	Needle code
2	Description of the suture
3	Product name
4	Length of the suture /Color
5	USP and EP size
6	Batch code
7	Expiry date (year /month)
8	Observe the instructions for use
9	Do not re-sterilize, single use product
10	Article number
11	Sterilization method
12	Number of units*

* Box is available in following units:
 M=6 units, G=12 units, B=24 units, C=36 units

B. BRAUN NEEDLE NOMENCLATURE

A		B		C		12		D	
Needle angle of curvature		Body type		Point type		Needle length		Remark	
S	1/8 circle	R	round body	T	trocar point			ff	extra thin bodied needle
V	1/4 circle	S	cutting needle	N	blunt point			f	thin bodied needle
D	3/8 circle	G	trapezoidal micro engraved body	S	sternum point		This refers to the distance between the needle point and the needle end, measured along the length of the needle in mm	s	heavy bodied needle
H	1/2 circle	L	lancet needle	C	short cutting point			ss	extra heavy bodied needle
F	5/8 circle			M	micro-point			v	break-off needle
G	straight			MP	precision point			b	black needle
P	progressive curved			m	micro needle				
J	hook			mV	micro vascular				
SK	ski needle			B	protection point				

Example:

H	R	C	26	b
HRC 26b → 1/2 circle round bodied needle with short cutting point, 26 mm long, black				

Needle angle of curvature		Others	
S	1/8 circle	J	Hook
V	1/4 circle		
D	3/8 circle		
H	1/2 circle		
F	5/8 circle		
<p>"Take off" removable needle</p> <p>In order to remove the needle from the suture without the aid of scissors, one must pull the suture taut and secure and grasp the needle with the needle-holder. With a straight tug of the needle holder, the needle can be removed from the suture fiber.</p>		<p>P Progressive</p> <p>SK Ski</p>	

HANDLING STEPS

DDP – DIRECT DISPENSE PACKAGING



Open non-sterile outer package



Transfer to sterile field



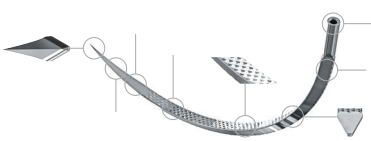
Tear-off opening system, indicated by colored arrows



Quick and direct gripping of the needle.
Pull out the suture rightwards



CV pass needle: Round body needle with a short cutting point improves penetration through calcified vessels and tough tissue (3). The body of the needle is flattened to prevent the needle from rotating in the needle holder. CV pass needle with square needle body instead of flattened needle body for increased bending strength. This needle is specially designed for cardiovascular indication. It is available in a range of fine needles for a lower traumaticity or reinforced needles.



Dermaslide needle with a 2-side sharpened thin point indicated for clean tissue puncture for avoiding tissue damage. The micro engraved body needle allows a better gliding effect and improve the stability in the needle holder. The trapezoidal body allows to hold the needle precisely whilst improving the tissue penetration. Specially designed for plastic & reconstructive surgeries.

(3) Data on file
PTR/22/13088/FLB.v2

RacePack® – INNOVATIVE SUTURE PACKAGING SYSTEM BY B. BRAUN



Open non-sterile outer package

- Wide grasp area



RacePack® transfer to sterile field



Grasp needle directly from the packaging with the needle holder

- Flexible rear flap allows an easier grasping of the needle



Pull out the suture rightwards

RacePack®, reduced memory effect

- A reduction of up to 40 % compared to standard packaging in the market (1)

- (1) Data on file
PTR/02/FF/0608/JLT-K;
issue date: 13/09/2007 and
PTR/02/FF/0608-E/JLT-BC;
issue date: 16/02/2009

RacePack® ADVANTAGES COMPARED TO DDP



RacePack® is a single step packaging system which provides (2):

- Reduction of the memory effect of the suture.
- Reduction of possible non-desired defects in the suture, such as marks or folds.
- Improvement of the accessibility to the needles.
- Improvement of the suture extraction.
- Improvement of the product description visualization.
- Improvement of the general appearance.

- (2) Data on file RDR/02/
FF/1511/JLT-A; issue
date:18/06/15

B. Braun Surgical, S.A. | Carretera de Terrassa, 121 | 08191 Rubí | Spain
Phone +34 93 586 6200 | Fax +34 93 588 1096 | www.bbraun.com

The product trademarks "Dafilon", "Dagrofil", "Monomax", "MonoPlus", "Monosyn", "Novosyn", "Optilene", "PremiCron", "RacePack", "Silkam" and "Steelex" are registered trademarks of B. Braun Melsungen AG or its affiliates.

Subject to technical changes. All rights reserved. This brochure may only be used for the exclusive purpose of obtaining information about our products. Reproduction in any form partial or otherwise is not permitted.

B56002 0424/2/8